



Reports Job Aid

Propel Rx has a multitude of reports to support your pharmacy's operational needs. This job aid identifies suggested reports which help with inventory, revenue, and more.

Revenue Reports

- Net Sales AnalysisPg. 4
- Gross Profit by Prescription.....Pg. 6
- Gross Profit by Third Party.....Pg. 8
- Generic Lost Opportunities.....Pg. 10

Inventory Reports

- Inventory History Report.....Pg. 12
- Inventory Summary.....Pg. 14
- Narcotic Report.....Pg. 16
- Manual Adjustments.....Pg. 18
- Re-Order Analysis.....Pg. 20
- Auto-Reconcile Exceptions.....Pg. 22
- Drug Movement.....Pg. 23

Compliance Reports

- Compliance Blister Packaging.....Pg. 25
- Compliance Dosett Grid.....Pg. 27
- Compliance Preparation Log.....Pg. 29
- Drug Record Book.....Pg. 31
- MAR Complete by Dosage.....Pg. 33

Additional Reports

- Patient Official Receipt.....Pg. 35
- Patient List.....Pg. 37
- Prescription Owe Balance.....Pg. 39
- Transfer History.....Pg. 40
- Time Analysis.....Pg. 42
- Waiting for Pickup & Delivery.....Pg. 44

REPORT FREQUENCY

The table below outlines recommended frequencies for when to generate or print reports.

Report	Daily	Weekly	When Required
Net Sales Analysis	✓		
Gross Profit by Prescription	✓	✓	
Gross Profit by Third Party	✓	✓	
Generic Lost Opportunities	✓	✓	
Inventory History Report		✓	✓
Inventory Summary		✓	✓
Narcotic Report		✓	✓
Manual Adjustments			✓
Re-Order Analysis			✓
Auto-Reconcile Exceptions	✓		✓
Drug Movement			✓
Compliance Blister Packaging		✓	✓
Compliance Dosett Grid		✓	✓
Compliance Preparation Log			✓
Drug Record Book		✓	✓
MAR			✓
MAR Custom			✓
Patient Official Receipt			✓
Patient List			✓
Prescription Owe Balance	✓		
Prescription Transfer History			✓
Time Analysis	✓	✓	
Waiting for Pickup & Delivery		✓	✓

USING REPORTS

The image below identifies helpful features to leverage when generating reports.

Enter all or part of the report name in the Filter field and select Enter on your keyboard to easily locate reports.

Hover over the i icon to view a description of the report.

Select Help to learn more about Reports on the Online Help.

Collapse or expand all reports headers by selecting this button.

Select Set Defaults to retain Extended and Sort Option selections for future reports.

Reset Defaults allows you to revert your Extended and Sort Options to their original settings.

The default printer and tray can be set for each report through the Printer button.

The screenshot shows the 'propel' Reports interface. The 'Drug Record Book' report is selected in the left-hand navigation pane. The main area contains a 'Criteria' section with fields for Start Date (6/10/2025), End Date (6/10/2025), Patient, Group, First Rx#, Last Rx#, Area, Floor, Wing, Batch ID, and Copies (1). Below this is a 'Sort Options' section with radio buttons for Area, Floor, Wing, and Patient Name (selected). To the right is an 'Extended' section with checkboxes for Rx Type (Non-Narcotic, Narcotic) and Report Type (Facility Copy, Pharmacy Copy), and a checked option for 'One Patient Per Page'. At the bottom, there are buttons for 'Set Defaults', 'Reset Defaults', 'PREVIEW', 'PRINT', and 'PRINTER'. A 'Filter' field is at the top left, and a 'Help' button is at the top right.

NET SALES ANALYSIS

This report provides a summary of prescription sales by third party payor. It shows prescription sales, gross profit information, and average number of prescriptions processed for the reporting period specified.

Net Sales Analysis Summary

Community Pharmacy
2300 Meadowvale Blvd.
Mississauga, Ontario L5N 5P9

Date: Mar 21, 2025

Report Period: Mar 21, 2025 to Mar 21, 2025

Third Party	Claims		Prior Reversals				Rebills		Net \$			
	# New	# Refill	Primary \$	COB \$	# COB	# Reversal \$	# Reversed	Reversed \$		# Rebilled	Rebilled \$	
Cash	0	1	\$23.34	0	\$0.00	0	\$0.00	0	\$0.00	0	\$0.00	\$23.34
Grand Total	0	1	\$23.34	0	\$0.00	0	\$0.00	0	\$0.00	0	\$0.00	\$23.34

Total # New + Refill Prescriptions = 1

Prior Reversal Prescriptions = 0

Rebill Prescriptions = 0

Net # Prescriptions = (Total # New + Refill Prescriptions) - # Prior Reversal Prescriptions = 1

[Print daily](#)

Criteria:

- Date Range
- Summary or Detailed

Why use this report?

This report will give you an overall sense of your business, including:

- Number of prescriptions filled
- Cash
- Third Party

What to look for:

- The last page of the report shows what you purchased and dispensed, which should indicate how you are doing.
- Review Grand Total of Net # Rx (last page).

NET SALES ANALYSIS CRITERIA

Net Sales Analysis ⓘ Help

Criteria

Start Date: 3/21/2025 End Date: 3/21/2025

Group:

Custom Class: All

Extended

Generics Only
 Med Sync
 PrescriberIT™

Report Type:

Summary
 Detailed

Rx Count Section
 Rx \$ Value Section
 Gross Profit Totals

Sort Options

No Sort Options Available

✓

- **Start Date** - the first date to be included in the report.
- **End Date** - the last date to be included in this report.
- **Group** - provides the option to print this report for a specific Group
- **Generics Only** - select this checkbox to narrow reporting results to include only generic drugs on the report.
- **Report Type**
 - **Summary:** provides a summary of prescription sales figures broken down by Third Party and plan.
 - **Detailed:** provides prescription sales, gross profit information, and prescription counts for each Third Party plan. Select the checkboxes for the items you wish to include in the report.

GROSS PROFIT BY PRESCRIPTION

This report provides overall prescription totals and gross profit information for each prescription filled during the reporting period selected.

Gross Profit by Prescription

Community Pharmacy
2300 Meadowvale Blvd.
Mississauga, Ontario L5N 5P9

Date: Mar 21, 2025
Report Period: Mar 21, 2025 to Mar 21, 2025

Bill Date	Rx#	N R A	Patient	Drug	Strength	Form	Qty	Billing Code	Acc Cost (ub)	Acc Cost	Rx Cost (ub)	Rx Cost	Fee	Total	Third Party	Cash	Waived	%	\$	%	\$	Use
Mar 21, 2025	505577	R	Test, Extra	SANODOLATANDPROBT	0.005%	DRP	2.50	CA	3.8200	9.5000	3.8200	9.50	-12.99	23.24	0.00	23.24	0.00	50.95	\$12.76	0.04	\$0.77	TT
Total									9.50	9.50	-12.99	23.24	0.00	23.24	0.00	50.95	-12.76	0.04	0.77			
Average		Average Price per Rx = \$23.24			Average Profit per Rx = \$12.76			Average % Profit per Rx = 50.95%														
NEW, REFILL AND REAUTH GROSS PROFIT (All Prescriptions):																						
#Rx	Acc Cost	Rx Cost	Fee	Third Party	Cash	Waived	Total	%	\$	%	\$											
New	0	0.00	0.00	0.00	0.00	0.00	0.00	0.00	0.00	0.00	0.00	0.00	0.00	0.00	0.00	0.00	0.00	0.00	0.00	0.00	0.00	0.00
Refill	1	9.50	9.50	-12.99	0.00	23.24	0.00	0.00	0.99	-12.76	0.00	0.77										
ReAuth	0	0.00	0.00	0.00	0.00	0.00	0.00	0.00	0.00	0.00	0.00	0.00	0.00	0.00	0.00	0.00	0.00	0.00	0.00	0.00	0.00	0.00
Total	1	9.50	9.50	-12.99	0.00	23.24	0.00	23.24	0.99%	-12.76	0.00%	0.77										

A negative Gross Profit may indicate something was waived in error, or the incorrect pack size was selected for the prescription. Detail the completed prescription to view the Claim Summary. Correct the prescription if required.

Print daily

Gross Profit \$:

Displays gross profit for each Rx listed. Investigate all questionable values.

Why use this report?

This report will help you identify and correct billing errors.

What to look for:

- If there is a negative Gross Profit, something may have been waived incorrectly.
- Select **Sort** and click and drag the **Gross Profit \$** column to the right to sort the results with lowest/negative Gross Profits at the top of the report.
- Detail the completed prescription and look at the Claim Summary to investigate any low or negative Gross Profits.

GROSS PROFIT BY PRESCRIPTION CRITERIA

Gross Profit by Prescription ? Help

Criteria

Start Date: End Date:

Drug:

Third Party:

Group:

Custom Class:

Intervention Code:

Extended

Display drug name as:

Generic Only

Prescriptions to include:

- All Prescription
- Capitation Pricing
- Regular Pricing
- PrescriberIT

Sort Options

- Rx#
- Billing Code
- Fill Date
- Patient Name

- **Start Date** - the first date to be included in this report.
- **End Date** - the last date to be included in this report.
- **Drug** - provides the option to generate this report for a specific DIN.
- **Third Party** - provides the option to print report for a specific Third Party.
- **Generics Only** - select this checkbox to include only generic drugs on the report.
- **Prescriptions to Include** - narrows results to include:
 - **All Prescriptions** within the report period
 - **Capitation Pricing** - includes prescriptions where capitation pricing was applied.
 - **Regular Pricing** - includes prescriptions where regular pricing was applied. This option excludes prescriptions where capitation was applied.

GROSS PROFIT BY THIRD PARTY

This report provides a list of Gross Profit information broken down by Third Party Plan.

Gross Profit by Third Party																				
Community Pharmacy 2300 Meadowvale Blvd. Mississauga, Ontario L5N 5P9										Date: Mar 21, 2025										
										Report Period: Mar 21, 2025 to Mar 21, 2025										
Third Party	# Rx				Rx Price	Acq Cost	Fee	Waived	Total	Primary TP	COB	# Paid			Gross Profit			Markup		
	N	R	A	Total								%	\$	Avg	%	\$	Avg			
CA-Cash	C	1	C	1	\$9.99	\$9.99	\$12.99	\$0.00	\$22.97	\$22.24	\$0.00	\$9.99 %	\$12.76	\$12.76	0.04 %	\$0.77	\$0.77			
Totals:	C	1	C	1	\$9.99	\$9.99	\$12.99	\$0.00	\$22.97	\$22.24	\$0.00	\$9.99 %	\$12.76	\$12.76	0.04 %	\$0.77	\$0.77			
Refill Prescription Totals:																				
Third Party	#Rx				Rx Price	Acq Cost	Fee	Waived	Total	Primary TP	COB	%	\$	Avg	%	\$	Avg			
CA-Cash	1				\$9.99	\$9.99	\$12.99	\$0.00	\$22.97	\$22.24	\$0.00	\$9.99 %	\$12.76	\$12.76	0.04 %	\$0.77	\$0.77			
Totals:	1				\$9.99	\$9.99	\$12.99	\$0.00	\$22.97	\$22.24	\$0.00	\$9.99 %	\$12.76	\$12.76	0.04 %	\$0.77	\$0.77			

Print daily

- Criteria:**
- Date Range
 - Third Party Plan

Why use this report?

This report is ideal for Accounting.

- What to look for:**
- High or low gross profit information.
 - Identify trends for third party plans.
 - Evaluate where high or low gross profit is occurring, in New, Refill, or Reauthorized prescriptions.

GROSS PROFIT BY THIRD PARTY CRITERIA

Gross Profit by Third Party ?

Help

Criteria

Start Date : 3/21/2025 📅 End Date : 3/21/2025 📅

Group : 📁

Drug : 📁

Custom Class : All ▼

Extended

No Extended Criteria Available

Sort Options

No Sort Options Available

- **Start Date** -the first date to be included in the report
- **End Date** -the last date to be included in this report
- **Drug** - provides the option to print this report for a specific DIN.

GENERIC LOST OPPORTUNITIES

This report provides compliance levels for the Enterprise Formulary. A detailed report identifies prescriptions filled for drugs that are not the pharmacy's Enterprise selection. You can also view the opportunities that were lost due to filling the Secondary manufacturer.

Generic Lost Opportunities Report											
Community Pharmacy 2300 Meadowvale Blvd. Mississauga, Ontario L5N 5P9						Date: Mar 19, 2025					
Employer: *All Employers*						Report Period: Feb 01, 2023 to Feb 28, 2025					
Date	Rx #	Patient	Drug	Mfr	Bill Code	Rx \$	Reason	Comments	User	Primary	Secondary
Feb 27, 2024	505002	Douglas, Frank	ACETAMINOPHEN 500MG TABLET	APX	CA	\$9.21			TT	APX	TEV
Jul 30, 2024	505589	Clock, Painsley	NORVASC 5MG TABLET	BGP	CA	\$203.67	Out of Stock		TT	SIV	SDZ
Jul 30, 2024	505591	Duck, Daffy	NORVASC 5MG TABLET	BGP	CA	\$26.59	Out of Stock		TT	SIV	SDZ
Sep 24, 2024	505689	Duck, Daffy	NORVASC 5MG TABLET	BGP	CA	\$26.59	Prescriber's Judgement		MW	SIV	SDZ
Sep 24, 2024	505696	Duck, Daffy	NORVASC 5MG TABLET	BGP	CA	\$26.59	Prescriber's Judgement		MW	SIV	SDZ
Sep 25, 2024	505714	Duck, Daffy	NORVASC 5MG TABLET	BGP	CA	\$26.59	Prescriber's Judgement		TT	SIV	SDZ
Oct 17, 2024	505768	Duck, Daffy	NORVASC 5MG TABLET	BGP	CA	\$26.34	Prescriber's Judgement		TT	SIV	SDZ
Jul 04, 2024	505454	NYLUND, ROSE	AMOXICILLIN 500MG CAPSULE	APX	CA	\$10.00	Out of Stock		AA	SIV	AUR
Apr 28, 2023	504298	Smith, Bill	AMOXICILLIN 500MG CAPSULE	SIV	AS/CA	\$30.80			TT	APX	AUR
May 03, 2023	504303	BIRD, BIG	AMOXICILLIN 500MG CAPSULE	SIV	CA	\$11.96			TT	APX	AUR
May 12, 2023	504315	Douglas, Jane	AMOXICILLIN 500MG CAPSULE	SIV	CA	\$11.96			TT	APX	AUR
May 18, 2023	504350	Test, Extra	AMOXICILLIN 500MG CAPSULE	SIV	CA	\$10.97			TT	APX	AUR
May 18, 2023	504354	Test, Extra	AMOXICILLIN 500MG CAPSULE	SIV	CA	\$13.22			TT	APX	AUR
Jun 07, 2023	504393	test, amanda	AMOXICILLIN 500MG CAPSULE	SIV	CA	\$11.96			TT	APX	AUR
Jun 07, 2023	504394	Test, Extra	AMOXICILLIN 500MG CAPSULE	SIV	CA	\$10.97			TT	APX	AUR
Jun 08, 2023	504412	Test, Extra	AMOXICILLIN 500MG CAPSULE	SIV	CA	\$13.22			TT	APX	AUR
Jun 08, 2023	504414	Smith, Al	AMOXICILLIN 500MG CAPSULE	SIV	CA	\$13.22			TT	APX	AUR
Jun 16, 2023	504440	Black, Jack	AMOXICILLIN 500MG CAPSULE	SIV	CA	\$11.96			TT	APX	AUR
Jul 11, 2023	504517	Bear, Christopher	AMOXICILLIN 500MG CAPSULE	SIV	CA	\$13.22			TT	APX	AUR
Jul 18, 2023	504552	Test, Extra	AMOXICILLIN 500MG CAPSULE	SIV	CA	\$10.97			TT	APX	AUR
Jul 25, 2023	504570	test, patient	AMOXICILLIN 500MG CAPSULE	SIV	CA	\$10.40			TT	APX	AUR
Jul 25, 2023	504571	test, patient	AMOXICILLIN 500MG CAPSULE	SIV	CA	\$9.98			TT	APX	AUR
Aug 17, 2023	504629	Test, Extra	AMOXICILLIN 500MG CAPSULE	SIV	CA	\$9.13			TT	APX	AUR
Aug 29, 2023	504635	Test, Extra	AMOXICILLIN 500MG CAPSULE	SIV	CA	\$9.13			MC	APX	AUR
Apr 17, 2023	504248	Bear, Christopher	APIXABAN 5MG TABLET	ACH	CA	\$48.68	Patient Preference		PT	SIV	APX
Apr 17, 2023	504249	Bear, Christopher	APIXABAN 5MG TABLET	ACH	CA	\$48.68	Pharmacist Professional Judgment		TT	SIV	APX
Apr 17, 2023	504250	Bear, Christopher	APIXABAN 5MG TABLET	ACH	CA	\$28.83	Patient Preference		PT	SIV	APX
Jul 23, 2024	505480	Blist, Patient	ATENOLOL 50MG TABLET	MAR	CA	\$0.00	Patient Preference		AA	SIV	PMS
Jul 29, 2024	505544	Finley, Susan	ATORVASTATIN 10MG TABLET	ACH	CA	\$10.33			TT	SIV	APX
Mar 21, 2024	505106	NYLUND, ROSE	BISOPROLOL 5MG TABLET	SDZ	CA	\$9.53	Patient Preference	allergy	TT	SIV	SDZ
Apr 09, 2024	505195	NYLUND, ROSE	BISOPROLOL 5MG TABLET	SDZ	CA	\$9.54			TT	SIV	SDZ

Page 1 of 3

Print daily

Criteria:

- Date Range
- Select Secondary in the Advanced tab
- Advanced options allow Brand name

Why use this report?

Identify prescriptions you may want to rebill and potential training issues in the pharmacy that need to be addressed.

What to look for:

- Ensure the reason for non-compliance is appropriate.
- Review the user and reason for why the primary was not selected.

GENERIC LOST OPPORTUNITIES CRITERIA

The screenshot shows the 'Generic Lost Opportunities' report configuration screen in the Propela Reports application. The interface is divided into several sections:

- Criteria:** Contains fields for 'Start Date' (2/1/2023), 'End Date' (2/28/2025), 'Third Party' (dropdown), 'Employer' (*All Employers*), and 'Manufacturer' (text input).
- Extended:** Contains 'Report Type' options: 'Summary' (with sub-options for Employer, Reason for Non-Compliance, Third Party, and User) and 'Detailed' (with 'Include Patient column'). It also has 'Drugs To Include' options: 'Brand Name Products', 'Non-Compliant Generics', and 'Secondary'.
- Sort Options:** Includes radio buttons for 'Generic Name', 'Manufacturer', and 'User'.
- Buttons:** 'Set Defaults' and 'Reset Defaults' are located at the bottom of the Extended section.
- Navigation:** A sidebar on the left lists various reports, with 'Generic Lost Opportunities' highlighted. At the bottom, there are 'PREVIEW', 'PRINT', and 'PRINTER' buttons.

- **Start Date** – the first date to be included in the report.
- **End Date** – the last date to be included in this report.
- **Third Party** – provides the option to print report for a specific Third Party plan.
- **Employer** – provides the option to print this report for a specific employer.
- **Manufacturer** – provides the option to print this report for a specific manufacturer.
- **Report Type**
 - **Summary:** Provides overall lost opportunity statistics based on the criteria entered and includes reason for non-compliance.
 - **Detailed:** Provides a list of all non-compliant prescriptions filled during the report period and includes the reason, any comments regarding the reason, and the user who selected the non-compliant brand.

INVENTORY HISTORY REPORT

This report can be used in combination with the **Cycle Count** module to perform routine cycle counts by generating a list of DINs to perform physical counts for.

Inventory History																		
PTS Pharmacy 2300 Meadowvale Blvd Mississauga, Ontario L5N5P9												Date: Jan 30, 2025 05:24:04 PM Selection: Random; Monitored Drug Category: Regular Sort By: Trade Name Return Value: #DINs to Include						
DIN PK Size	Trade Name Strength MFR UPC	Last Cycle Count	Last On Hand Count	Plus						Minus						Current Propel Rx On Hand	Actual On Hand	
				Reconciled Purchase Orders	ST S Transfers In	Manual Adjustment In	Dispense History	Write-off/ Expired/ Returns	ST S Transfers Out	Manual Adjustment Out	Dispense History	Write-off/ Expired/ Returns	ST S Transfers Out	Manual Adjustment Out				
#	Qty	#	Qty	#	Qty	#	Qty	#	Qty	#	Qty	#	Qty	#	Qty	#	Qty	
2245880 100	AA-FENO-SUPER 160MG AAP 66093300322	20-Aug-15	0	5	500	0	0	1	30	80	1,058	0	0	0	0	1	9	90
2419902 100	APO-CELECOXIB 100MG APX 77131319641	20-Aug-15	0	15	3,000	0	0	1	100	25	3,000	0	0	0	0	2	154	0
2266015 100	APO-FOSINOPRIL 20MG APX 77131316652	20-Aug-15	0	22	3,300	0	0	0	0	22	3,010	0	0	0	0	2	159	290
2229757 30	BACTROBAN 2% GSK 00606154019 0	20-Aug-15	0	0	0	0	0	0	0	0	0	0	0	0	0	0	0	30
2240770 25	MICARDIS 50MG BOE 05834102144	20-Aug-15	0	35	3,275	0	0	2	112	69	3,515	0	0	0	0	3	91	150
2315709 25	MICARDIS PLUS 50&25MG BOE 05834101550	20-Aug-15	0	0	0	0	0	0	0	0	0	0	0	0	0	0	0	54
2223375 500	PMS-OXYBUTYRIN 1MG/ML PMS 05760633766	20-Aug-15	0	4	2,500	0	0	2	500	6	3,000	0	0	0	0	0	0	0
2236962 100	SEROQUEL 100MG AZC 62064101270	20-Aug-15	0	0	0	0	0	0	0	0	0	0	0	0	0	0	0	137
-201 500	SODIUM BICARBONATE POWDER	20-Aug-15	0	0	0	0	0	0	0	47	420.84	0	0	0	0	0	0	42
2421984 100	TEL-LIDOCaine (PF) 10MG/ML TEL 83764100003	20-Aug-15	0	1	100	0	0	0	0	1	100	0	0	0	0	0	0	0

Total # of DINs: 10 Total # of rows: 10

Page 1 of 1

Pharmacist Signature: _____

Print weekly and during cycle counts

- Criteria:**
- Drug Selection
 - Drug Category
 - Return Value
 - Sort Options

Why use this report?

This report will give you an overall sense of drug movement for the DINs you are counting, including number of dispenses and manual adjustments.

- What to look for:**
- Compare your Actual On Hand amount to the Propel Rx On Hand value and investigate any discrepancies.
 - Mixtures and drugs flagged as PFS or POS Product are excluded from the report.
 - Use the Monitored Only flag to isolate for only those pack sizes which are currently monitored.

INVENTORY HISTORY REPORT CRITERIA

- **Monitored Only** - when ON, only Monitored Pack Sizes will be considered when generating report.
- **Selection**
 - **All Drugs:** includes all drugs which have an Actual on Hand, balance owing, or drug movement.
 - **Specific Drug/DIN:** multiple drugs can be entered and separated by a forward slash (/).
 - **Random:** will select from drugs that have an Actual on Hand, balance owing, or drug movement that have not been reconciled in the last 14 days.
- **Drug Category**
 - **Regular**
 - **Narcotic/Controlled/ Targeted**
 - **All Categories**
- **Sort Options**
 - **Trade Name**
 - **Rx Volume (Script Count)**
 - **Highest Unit Cost**
 - **Oldest Cycle Count Date**
- **Return Value**
 - **Percent of Total Eligible** - generates the report for the specified percentage of eligible drugs according to the criteria and Sort Options selected. The default value is 25%.
 - **# DINs to Include** - generates the report for the specified number of eligible drugs according to the criteria and Sort options selected. The default value is 10.



TIP: Keep on top of your Narcotic Cycle Counts by generating this report weekly, effectively completing a full cycle count by the end of the month!

- **Selection:** All Drugs
- **Drug Category:** Narcotic/Controlled/Targeted
- **Return Value:** 25 Percent of Total Eligible
- **Sort Options:** Oldest Cycle Count Date

INVENTORY SUMMARY

This report lists all products monitored for inventory levels, including ordering criteria, On Hand values, and the quantity dispensed during the reporting period selected.

[Print weekly](#)

Why use this report?

Use this report to review supply levels of narcotics and high value items to ensure inventory levels are controlled.

Inventory Summary													
Community Pharmacy 2300 Meadowvale Blvd. Mississauga, Ontario L5N 5P9										Date: Mar 21, 2025			
										Report Period: Feb 01, 2025 to Feb 28, 2025			
Sorted By: Generic Name													
DIN	Trade Name	Generic Name	Strength	Form	Mfr	Pack Size	On Hand	Qty OWE	Re-Order Point	#Pks	Qty Disp	Acq Cost	On Hand Value
9854002	ACOU-CHEK ADVANTAGE COMFORT	ACOU-CHEK ADVANTAGE COMFORT	100	STR	HLR	50	0	0	0	0	0	\$0.0000	\$0.0000
599393	TYLENOL REGULAR	ACETAMINOPHEN	325MG	TAB	J&J	100	100.25	0	0	1	0	\$0.0000	\$10.1954
627062	TYLENOL	ACETAMINOPHEN	325MG	TAB	J&J	24	48	0	0	0	0	\$0.0000	\$5.8800
1977415	ACETAMINOPHEN	ACETAMINOPHEN	325MG	TAB	TRA	100	0	0	0	0	0	\$0.0000	\$0.0000
1977415	ACETAMINOPHEN	ACETAMINOPHEN	325MG	TAB	TRA	24	0	0	0	0	0	\$0.0000	\$0.0000
545007	APO-ACETAMINOPHEN	ACETAMINOPHEN	500MG	TAB	APX	1,000	650	0	99	1	0	\$0.0000	\$18.5250
545007	APO-ACETAMINOPHEN	ACETAMINOPHEN	500MG	TAB	APX	100	29	0	0	0	0	\$0.0000	\$2.4650
599407	TYLENOL EXTRA STRENGTH	ACETAMINOPHEN	500MG	TAB	J&J	10	34	0	0	0	0	\$0.1900	\$6.4600
789798	ACETAMINOPHEN	ACETAMINOPHEN	500MG	TAB	TRA	300	0	0	-1	1	0	\$0.0000	\$0.0000
2380315	NIGHTTIME COLD & FLU RELIEF	ACETAMINOPHEN & DM & POLYV. AMINE	325&115MG+	CAP	APX	16	0	0	0	0	0	\$0.0000	\$0.0000
545015	AA-ACETAZOLAMIDE	ACETAZOLAMIDE	250MG	TAB	AAP	100	250	0	99	1	0	\$0.0000	\$37.3000
672998	ASPIRIN CHILD	ACETYLSALICYLIC ACID	80MG	TAB		0	0	0	0	0	0	\$0.0000	\$0.0000
2243801	EQUATE DAILY LOW-DOSE	ACETYLSALICYLIC ACID	81MG	TAB	PMS	0	0	0	0	0	0	\$0.0000	\$0.0000
2258595	HUMIRA	ADALIMUMAB	40&90.8ML	SYR	ABV	1.6	3.4	0	0.8	1	0	\$1,047.2250	\$3,560.5650
2401134	ACCEL-ALENDRONATE	ALENDRONATE	70MG	TAB	ACC	4	20	0	4	2	0	\$2.0425	\$40.8500
2299712	ALENDRONATE PC	ALENDRONATE	70MG	TAB	SIV	4	19	0	1	1	0	\$0.0000	\$33.8200
479799	APO-ALLOPURINOL	ALLOPURINOL	200MG	TAB	APX	100	1,067	0	69	1	0	\$0.0000	\$138.7100
2475375	APO-AMBRISSENTAN	AMBRISSENTAN	5MG	TAB	APX	30	0	0	0	1	0	\$0.0000	\$0.0000
2242472	PMS-AMIODARONE	AMIODARONE	200MG	TAB	PMS	100	0	0	1	1	0	\$0.0000	\$0.0000
2239835	TEVA-AMIODARONE	AMIODARONE	200MG	TAB	TEV	100	0	0	1	1	0	\$0.0000	\$0.0000
2273381	APO-AMLODIPINE	AMLODIPINE	10MG	TAB	APX	100	1,356	0	99	1	0	\$0.1993	\$278.2228
2385805	AMLODIPINE	AMLODIPINE	10MG	TAB	SIV	100	3	0	89	1	0	\$0.1993	\$0.5979
2341093	ACCEL-AMLODIPINE	AMLODIPINE	5MG	TAB	ACC	100	343	0	99	1	0	\$0.5319	\$182.4417
2341093	ACCEL-AMLODIPINE	AMLODIPINE	5MG	TAB	ACC	500	500	0	-1	1	0	\$0.5319	\$265.9500
2273373	APO-AMLODIPINE	AMLODIPINE	5MG	TAB	APX	100	624	0	799	1	0	\$0.1343	\$83.8032
2273373	APO-AMLODIPINE	AMLODIPINE	5MG	TAB	APX	500	500	0	0	0	0	\$0.0000	\$67.1500
2385791	AMLODIPINE	AMLODIPINE	5MG	TAB	SIV	100	280	0	30	1	0	\$0.0000	\$37.6040
2411296	APO-AMLODIPINE-ATORVASTATIN	AMLODIPINE & ATORVASTATIN	5&80MG	TAB	APX	100	580	0	99	1	0	\$0.0000	\$419.4560
-78	AMOXICILLIN	AMOXICILLIN				100	529	0	50	5	0	\$0.4500	\$238.0500
2388073	AURO-AMOXICILLIN	AMOXICILLIN	250MG	CAP	AUR	100	110	0	0	1	0	\$0.0672	\$7.3920

Page 1 of 13

What to look for:

- High On Hand values. Preview the report and filter for On Hand Value greater than 750 and less than 1000 for example.
- Determine whether these molecules have adequate inventory levels or if re-order points should be adjusted.
- Leverage filters to analyze your inventory levels.

INVENTORY SUMMARY CRITERIA

Propel Rx Reports : Inventory Summary

Criteria Advanced Sort Options

Basic

Start Date: 2/1/2025 End Date: Feb 28, 2025

Manufacturer: Supplier:

Custom Class:

Extended

Generics Only

Create for:

All Monitored
 Benzodiazepines
 Non-Narcotics
 Narcotics

All Narcotics

Drug Schedule:

Include all Schedules
 Only Include

Schedule I
 Schedule II
 Schedule III
 Schedule IV

Search Set Defaults Reset Defaults Reprint Barcode

- **Start Date** - the first date to be included in the report.
- **End Date** - the last date to be included in this report.
- **Manufacturer** - provides the option to print this report for a specific manufacturer.
- **Supplier** - provides the option to generate this report for a specific supplier.
- **Custom Class** - provides the option to generate this report for a specific custom class.
- **Generics Only** - select this checkbox to narrow reporting results to include only generic drugs.
- **Create for** - provides the option to include specific sets of drugs.
- **Drug Schedule** - use these options to include all schedules in the report or only certain schedules.

NARCOTIC REPORT

This report lists all prescriptions for reportable narcotics dispensed during the reporting period selected.

Narcotic Report						
PTS Pharmacy P9946 2300 Meadowvale Blvd. Mississauga, Ontario L5N 5P9				Date: Jun 22, 2022		
				Report Period: Jun 22, 2022 to Jul 21, 2022		
No. Rx	Date	Rx # Auth Rx V/W	Qty Drug Name	Patient	Doctor	
1	Jun 22, 2022	200454 200439 W	10.00 METHADONE METADOL-D 10MG/ML ORAL CONC PMS DIN 2244290	Bear, Christopher 100 Acre Woods MARKHAM, Ontario M1W4P2	Adams, David 300-100 Marie Cure Scarborough, Ontario	
2	Jun 22, 2022	200455 200455 W	112.00 OXYCODONE & ACETAMINOPHEN TEVA-OXYCOCET 5&325MG TABLET TEV DIN 608165	Douglas, Jane 2300 Meadowvale Blvd. Mississauga, Ontario L3R 5V7	Johnson, Charles 2300 Meadowvale Blvd. Mississauga, Ontario L5N 5P9	
3	Jun 22, 2022	200456 200456 W	90.00 METHYLPHENIDATE APO-METHYLPHENIDATE ER 18MG TAB ER 24 APX DIN 2452731	BERNER, BRIAN 56 MCPHERSON RD Kingston, Ontario M3R9K0	Johnson, Charles 2300 Meadowvale Blvd. Mississauga, Ontario L5N 5P9	
4	Jun 22, 2022	200457 200457 W	7.00 HYDROMORPHONE PMS-HYDROMORPHONE 1MG TABLET PMS DIN 885444	Johnson, Charles 100 Rocky Ice Road MARKHAM, Ontario M3H 3H3	Johnson, Charles 2300 Meadowvale Blvd. Mississauga, Ontario L5N 5P9	
Doctor and Patient match						
5	Jun 22, 2022	200458 200458 W	100.00 mg Methadone Cherry Soluti Mixture DIN -22	BARKER, BOB 30 Foliage Lane MARKHAM, Ontario L1K 3C4	Green, Alan 1412 Eglinton Ave. W. Toronto, Ontario M6C 2E5	
6	Jun 22, 2022	503655 503655 W	90.00 LORAZEPAM AA-LORAZEPAM SUBLINGUAL 1MG TAB SUBL AAP DIN 2410753	Doe, Jane 837 Sunview Lane MARKHAM, Ontario M4P2I3	Jones, Arthur 122 Weber St. N. Waterloo, Ontario N2J 4E7	
Totals: 6 Rx's 6 DINs and 6 Drugs 6 Patients 4 Doctors There is 1 match between Patient and Doctor.						

Print every 2 weeks

Criteria:

- Date Range

Why use this report?

This report MUST be run every two weeks as per provincial legislation

What to look for:

Look for patient or prescriber trends that should be investigated and/or documented.

NARCOTIC REPORT CRITERIA

Narcotic Report ?

Help

Criteria

Start Date : 3/16/2025 📅 End Date : 3/22/2025 📅

Drug : 📄

Group : 📄

Extended

Narcotic Classification :
Reportable ▾

Sort Options

Rx Date
 Doctor Name
 Generic Name
 Trade Name

Set Defaults Reset Defaults

- **Start Date** - the first date to be included in the report.
- **End Date** - the last date to be included in this report.
- **Drug** - provides the option to print this report for a specific DIN.
- **Group** - provides the option to print this report for a specific Group.

MANUAL ADJUSTMENTS

This report lists all manual adjustments that occurred during the selected reporting period.

Manual Adjustments									
PTS Pharmacy 2300 Meadowvale Blvd Mississauga, Ontario L5N5P9							Date: Jan 23, 2024		
							Report Period: Jan 23, 2024 to Jan 23, 2024		
Adjustments Date: Jan 23, 2024									
DIN	Drug	Pack Size	Description	PO# Supplier	Qty	Value	Reason	Comments	User
2246896	ACTONEL 35MG	TABLET	ALL	4.00 Blister 12456 MDS	-4.00		Expired product sent to Medturn/Inmar/McKesson(add return number in comments)	Return # 12345	JM
326844	APO-HYDRO 25MG	TABLET	APX	1,000.00 26500 MDS	1,000.00		Store-to-store transfer for emergency purposes	Received 1000 tablets from Babbling Brooks Pharmacy	JM
2238578	FUCIDIN H 2&1%	CREAM (G)	LEO	30.00 27326 MDS	-30.00		Cycle Count	Sold to Desert Sands Pharmacy	JM
2257726	TEVA-METFORMIN 500MG	TABLET	TEV	360.00 27321 MDS	-5.00		Broken tablets/Damaged		JM

Print when required

Criteria:

- Date Range

Why use this report?

Use this report to investigate inventory shrinkage and identify potential training issues.

What to look for:

- Pay attention to high manual adjustment activity for loss prevention issues.
- Run this report any time a cycle count has been done and adjustments were made.

MANUAL ADJUSTMENTS CRITERIA

Manual Adjustments ?

Help

Criteria

Start Date : 3/21/2025 📅 End Date : 3/21/2025 📅

Drug : 📁

Supplier : 📁

Reason :

Extended

Display drug name as :

T - Trade ▼

Sort Options

No Sort Options Available

- **Start Date** - the first date to be included in the report.
- **End Date** - the last date to be included in this report.
- **Drug** - provides the option to print this report for a specific DIN.
- **Supplier** - provides the option to print this report for a specific supplier.
- **Reason** - provides the option to generate this report for the reason selected when the manual adjustment was made.

RE-ORDER ANALYSIS

This report provides a view of inventory and products dispensed on one report. The report lists suggested re-order points and quantities based on average daily product usage for the reporting period.

Re-Order Analysis														Date: Mar 21, 2025	
Community Pharmacy 2300 Meadowvale Blvd. Mississauga, Ontario L5N 5P9										Report Period: Dec 01, 2024 to Feb 28, 2025					
Min Days On Hand: 7		Max Days On Hand: 14		Sorted By: Generic Name											
Supplier:															
DIN	Generic Name	Trade Name	Strength	Form	Pack Size	Qty Disp	On Hand	Current		Suggested		Sup Cost	Acq Cost	Largest Rx	
								Re-Order Point	Re-Order # Packs	Re-Order Point	Re-Order # Packs			Qty	TP
2258595	ADALIMUMAB	HUMIRA	40MG/0.5M L	SYR	1.60	1.60	3.40	0.80	1.00	1.00	1.00	\$1,047.22	\$1,047.23	1.60	CA
2401509	AMOXICILLIN	AMOXICILLIN	500MG	CAP	100.00	60.00	240.00	-1.00	1.00	29.00	1.00	\$0.1308	\$0.13	30.00	CA
36188	ASCORBIC ACID	VITAMIN C	500MG	TAB	100.00	7.00	402.00	1.00	1.00	5.00	1.00	\$0.0304	\$0.00	7.00	CA
2495562	BISOPROLOL	BISOPROLOL	5MG	TAB	100.00	17.00	240.00	7.00	1.00	7.00	1.00	\$0.0606	\$0.00	10.00	CA
2275104	BUPROPION	WELLBUTRIN XL	300MG	TAB	90.00	28.00	N/A	0.00	0.00	13.00	1.00	\$1.2484	\$0.00	14.00	CA
11236380	CAMPHOR	CAMPHOR	100%	CRY	100.00	0.25	2,074.93	20.00	1.00	0.00	1.00	\$0.0945	\$0.00	0.00	
909599	CAMPHOR CRYSTALS	CAMPHOR CRYSTALS		CRY		0.25	49.50	-1.00	1.00	0.00	1.00	\$0.0340	\$0.00	0.00	
812382	CLOTRIMAZOLE	CLOTRIMADERM	1%	CR	500.00	0.99	1,430.41	100.00	1.00	0.00	1.00		\$0.09	0.00	
2420783	HAEMAGGLUTININ-STRAIN A (H1N1&H3N2) & B (VICTORIA&YAMAGATA)	FLULAVAL TETRA	15MCG/0.5	VL	10.00	1.00	N/A	-1.00	1.00	0.00	1.00	\$14.7700			
716839	HYDROCORTISONE	HYDERM	1%	CR	500.00	199.00	1,652.12	-1.00	1.00	16.00	1.00	\$0.2056	\$0.21	0.00	
905577	HYDROCORTISONE	HYDROCORTISONE	MISC	PWD	5.00	0.01	1,999.99	-1.00	1.00	0.00	1.00	\$2.7340	\$0.00	0.00	
2172070	LEVOTHYROXINE	SYNTHROID	50MCG	TAB	90.00	7.00	902.00	99.00	1.00	6.00	1.00	\$0.0787	\$0.00	7.00	CA
11958983	MENTHOL	MENTHOL	100%	CRY	500.00	0.25	1,999.50	50.00	1.00	0.00	1.00	\$0.1372	\$0.00	0.00	
909602	MENTHOL CRYSTALS	MENTHOL CRYSTALS		CRY		0.25	49.50	-1.00	1.00	0.00	0.00	\$0.0939	\$0.00	0.00	
2305062	METFORMIN	AP0-METFORMIN ER	500MG	TAB	500.00	14.00	58.00	-1.00	1.00	13.00	1.00	\$0.6584	\$0.00	14.00	CA
2479877	PERINDOPRIL	PERINDOPRIL	2MG	TAB	30.00	7.00	N/A	0.00	0.00	6.00	1.00	\$0.1633	\$0.00	7.00	CA
2050943	RAMIPRIL	ALTACE	1.25MG	CAP	30.00	60.00	4,979.00	29.00	1.00	29.00	1.00	\$0.6827	\$0.68	30.00	CA
2411636	ROSUVASTATIN	ROSUVASTATIN-10	10MG	TAB	500.00	5.00	2,327.00	299.00	1.00	4.00	1.00	\$0.1354	\$0.00	5.00	CA
2411644	ROSUVASTATIN	ROSUVASTATIN-20	20MG	TAB	100.00	30.00	382.00	1.00	1.00	29.00	1.00	\$0.1692	\$0.00	30.00	CA
2471469	SEMAGLUTIDE	OZEMPIC (1MG DOSE)	1.34MG/ML	PEN	3.00	3.00	N/A	-1.00	1.00	2.00	1.00	\$71.7200	\$0.00	3.00	CA

* This is the suggested re-order quantity in units. The Re-Order # Packs cannot be determined because the pack size is 0.

Page 1 of 2

Print when required

Criteria:

- Date Range
- Drug

Why use this report?

The Current and Suggested columns help you determine re-order points based on your usage.

This report should be run every three months, or whenever you need to adjust re-order points.

What to look for:

- Evaluate re-ordering quantities for inventory that is automatically re-ordered.
- When an expensive drug appears with a higher suggested re-order point, inventory management best practices apply.

RE-ORDER ANALYSIS CRITERIA

Re-Order Analysis ⓘ
Help

Criteria

Start Date : End Date :

Drug :

Manufacturer :

Supplier :

Inventory # :

Third Party :

Custom Class :

Therapeutic Class :

Extended

Min on Hand Days

Max on Hand Days

Generic Names beginning with the letter

Trade Names beginning with the letter

Manufacturers beginning with the letter

Only show re-order differences

Generics Only

Sort Options

- Generic Name
- Acquisition Cost
- DIN
- Manufacturer, Generic Name
- Manufacturer, Trade Name
- On Hand
- Qty Disp
- Supplier Cost
- Trade Name

Set Defaults
Reset Defaults

- **Start Date** - the first date to be included in the report.
- **End Date** - the last date to be included in this report.
- **Drug** - provides the option to generate this report for a specific DIN.
- **Manufacturer** - provides the option to generate this report for a specific manufacturer.
- **Supplier** - provides the option to generate this report for a specific supplier.
- **Third Party** - provides the option to print report for a specific Third Party plan.
- **Min on Hand** - the minimum number of days supply of medications you wish to keep on hand.
- **Max on Hand** - the maximum number of days supply of medications you wish to keep on hand.
- **Only show re-order differences** - when selected, will only show drugs where the suggested re-order point differs from the current.
- **Generics Only** - when selected, only generic drugs will show on the report.

AUTO-RECONCILE EXCEPTIONS

This report lists products that could not be auto-reconciled from the integrated suppliers invoice file.

Auto-Reconcile Exceptions - Action Items

Nov 23, 2010

PACK SIZE SUBSTITUTIONS: Products were received as pack size substitutions. Review substitutions and make adjustments to the Drug folder manually as required.

DIN SUBSTITUTIONS: Products were received as DIN substitutions. Review substitutions and make adjustments to the Drug folder manually as required.

P.O. #:00012345 Supplier: McKesson Invoice #: 454454 Applied Date: Nov 23, 2010

Type	Item#	DIN	Description	Qty Shipped	Notes
Pack Size Substitution	319871	2280396	APO SIMVASTATIN TB 40MG	1	Product could not be reconciled. Update product manually.
Pack Size Substitution	107573	2280396	AVAPRO 150MG	1	Product could not be reconciled. Update product manually.
DIN Substitution	264861	2280396	APO-ACEBUTOLOL 200MG	1	Product could not be reconciled. Update product manually.

P.O. #: RX00012345 Supplier: McKesson Invoice #: 454454 Applied Date: Nov 9, 2010

Type	Item#	DIN	Description	Pack Size	Inv #	Notes
Pack Size Substitution	107573	2280396	AVAPRO 150MG	90	1	Re-order parameters have been set: Re-Order Point of 45, Re-Order # packs of 1. Review re-order parameters
DIN Substitution	264861	2147610	APO-ACEBUTOLOL 200MG	500	1	Re-order parameters have been set: Re-Order Point of 250, Re-Order # packs of 1. Review re-order parameters

Print daily

Criteria:

- Printed automatically but can be manually generated for the most recent report only.
- Can indicate Supplier.

Why use this report?

Items included on the report may require manual adjustments to reflect inventory you physically received.

What to look for:

- Review DIN or pack size substitutions in the Drug Folder.
- Any items included on the invoice but not reconciled in the Purchase Order which print on the report must be manually adjusted either through the Drug Folder or the Cycle Count module.
- If action items print, read the Notes and make any adjustments.
- A second report page will print only if there are pack size substitutions where:
 - The substituted item is not reconciled (no matching item number in Propel Rx).
 - The received item was not previously monitored.

DRUG MOVEMENT

This report provides gross profit data for each DIN dispensed during the reporting period selected.

Drug Movement Report																
Community Pharmacy 2300 Meadowdale Blvd. Mississauga, Ontario L5N 5P9										Date: Mar 21, 2025						
										Report Period: Feb 1, 2025 to Feb 28, 2025						
										Sorted By: Total \$ Volume						
# of Drugs: 50 All Drugs										Drug Schedule: I, II, III, IV						
Drug		Volume				Cost		Gross Profit								
DIN	Drug Name	Strength	Form	Manuf	Qty	Rx	Cash	Third Party	Total	Rx Cost	Acq Cost	%	\$			
2471469	OZEMPIC (1MG DOSE)	1.34MG/ML	PEN	NNC	3.00	1	\$245.36	\$0.00	\$245.36	\$215.16	\$215.16	12.3%	\$30.20			
967262	INNOHEP	4500IU/0.45	VL	LEO	3.00	1	\$29.19	\$0.00	\$29.19	\$15.00	\$15.00	48.6%	\$14.19			
2401509	AMOXICILLIN	500MG	CAP	SM	30.00	1	\$17.22	\$0.00	\$17.22	\$3.92	\$3.92	77.2%	\$13.30			
Gross Profit Totals																
Number of Drugs Dispensed:		3		Number of Rx's Dispensed:		3		Total Dollar Volume:		\$291.77		ACQ Dollar Volume:		\$0.00		
Number of Drugs with ACQ Data:		1		Number of Rx's with ACQ Data:		0		Total Drug Cost:		\$234.08		ACQ Drug Cost:		\$0.00		
% of Drugs with ACQ Data:		33.3%		% of Rx's with ACQ Data:		0.0%		Total Gross Profit:		\$57.69		ACQ Gross Profit:		\$0.00		
									Total Gross Profit Percentag		19.8%		ACQ Gross Profit Percentag		0.0%	

Print when required

- Criteria:**
- 50 Drugs to Include
 - Sort by \$ descending
 - Pharmacist Name (for Medication Reviews)

Why use this report?

Run this report for top drugs to plan the layout of your pharmacy, plan health days, and clinics. You can also get a sense of revenue from providing patient-focused services.

- What to look for:**
- Drugs that are fast movers or making the most profits.
 - Patient focused services.
 - DINs to ensure re-order points and correctly set.

 **TIP:** Use Drug Movement to generate a report of PFS volume so you can identify potential revenue opportunities and allocate staff accordingly.

- **Manufacturer:** MCK
- **Therapeutic Class:** Miscellaneous

DRUG MOVEMENT CRITERIA

Propel Rx Reports : Drug Movement

Criteria Sort Options

Basic

Start Date: Feb 01, 2025 End Date: Feb 28, 2025

Patient:

Doctor:

Drug:

Third Party:

Group:

Manufacturer: Supplier:

Custom Class:

Therapeutic Class:

Extended

Maximum # of Drugs To Include: 50

Enterprise POS Products OTC

Create for:

All Drugs Non-Narcotics Narcotics

All Narcotics

Drug Schedule:

Include all Schedules Only Include

Schedule I Schedule II Schedule III Schedule IV

Search Set Defaults Reset Defaults Reprint Barcode

- **Start Date** - the first date to be included in the report.
- **End Date** - the last date to be included in this report.
- **Patient** - provides the option to generate this report for a specific patient.
- **Doctor** - provides the option to generate this report for a specific prescriber.
- **Drug** - provides the option to generate this report for a specific DIN.
- **Third Party** - provides the option to print report for a specific Third Party plan.
- **Create for** - provides the option to include specific sets of drugs.
- **All Drugs** - generates report for all drugs including Narcotics and Benzodiazepines.
- **Non-Narcotics** - generates report for only non-narcotics.
- **Narcotics** - generates report for only Narcotics, with the options of All Narcotics, only Reportable, or only Non-Reportable.

COMPLIANCE BLISTER PACKAGING REPORT

This report lists all Compliance Pack prescriptions for a patient or group. For a prescription to appear on the report, it must be flagged as Compliance Pack in Rx Detail, and must be active with a Complete, Amend, Amend Next, Hold, or Cancelled status. The patient must also be active and flagged as Compliance Pack in the Patient Folder Programs tab.

100 Hurony Lane, Markham, Ontario M3X4Y8 (416) 406-1001												Prepared by: PTS Pharmacy P9946 (Mukesson Canada) 2300 Meadowvale Blvd, Mississauga, Ontario L5N 5P9 (905) 387-8093																	
Winnie Robin [PHN: 11222333 DOB: Jan 01, 1953]												Report Period: May 02, 2022 to May 29, 2022																	
Qty	Ref	Dr	Drug	Prescriber	Inks	Fill Date	Mon	Tue	Wed	Thu	Fri	Sat	Sun	Bed	Qty	Ref	Dr	Drug	Prescriber	Inks	Fill Date	Mon	Tue	Wed	Thu	Fri	Sat	Sun	Bed
28.00	503012	5411300	ATORVASTATIN-10 10MG TAB	Dr. Johnson, Charles	JS	04/27/2022								1	28.00	503011	228705	RAMPRIE 5MG CAP	Dr. Johnson, Charles	JS	04/27/2022								
28.00	503010	540200	CALCIUM CARBONATE 500MG TAB	Dr. Johnson, Charles	JS	04/27/2022								1	58.00	503009	220709	ACT-METFORMIN 500MG TAB	Dr. Johnson, Charles	JS	04/27/2022								

MORNING				NOON				EVENING				BEDTIME			
PTS Pharmacy P9946 Winnie Robin 1 ATORVASTATIN 10 1 CALCIUM CARBONATE	Sun	May 29, 2022	MORNING	PTS Pharmacy P9946 Winnie Robin	Sun	May 29, 2022	NOON	PTS Pharmacy P9946 Winnie Robin	Sun	May 29, 2022	EVENING	PTS Pharmacy P9946 Winnie Robin	Sun	May 29, 2022	BEDTIME
PTS Pharmacy P9946 Winnie Robin 1 ATORVASTATIN 10 1 CALCIUM CARBONATE	Sat	May 28, 2022	MORNING	PTS Pharmacy P9946 Winnie Robin	Sat	May 28, 2022	NOON	PTS Pharmacy P9946 Winnie Robin	Sat	May 28, 2022	EVENING	PTS Pharmacy P9946 Winnie Robin	Sat	May 28, 2022	BEDTIME
PTS Pharmacy P9946 Winnie Robin 1 ATORVASTATIN 10 1 CALCIUM CARBONATE	Fri	May 27, 2022	MORNING	PTS Pharmacy P9946 Winnie Robin	Fri	May 27, 2022	NOON	PTS Pharmacy P9946 Winnie Robin	Fri	May 27, 2022	EVENING	PTS Pharmacy P9946 Winnie Robin	Fri	May 27, 2022	BEDTIME
PTS Pharmacy P9946 Winnie Robin 1 ATORVASTATIN 10 1 CALCIUM CARBONATE	Thu	May 26, 2022	MORNING	PTS Pharmacy P9946 Winnie Robin	Thu	May 26, 2022	NOON	PTS Pharmacy P9946 Winnie Robin	Thu	May 26, 2022	EVENING	PTS Pharmacy P9946 Winnie Robin	Thu	May 26, 2022	BEDTIME
PTS Pharmacy P9946 Winnie Robin 1 ATORVASTATIN 10 1 CALCIUM CARBONATE	Wed	May 25, 2022	MORNING	PTS Pharmacy P9946 Winnie Robin	Wed	May 25, 2022	NOON	PTS Pharmacy P9946 Winnie Robin	Wed	May 25, 2022	EVENING	PTS Pharmacy P9946 Winnie Robin	Wed	May 25, 2022	BEDTIME
PTS Pharmacy P9946 Winnie Robin 1 ATORVASTATIN 10 1 CALCIUM CARBONATE	Tue	May 24, 2022	MORNING	PTS Pharmacy P9946 Winnie Robin	Tue	May 24, 2022	NOON	PTS Pharmacy P9946 Winnie Robin	Tue	May 24, 2022	EVENING	PTS Pharmacy P9946 Winnie Robin	Tue	May 24, 2022	BEDTIME
PTS Pharmacy P9946 Winnie Robin 1 ATORVASTATIN 10 1 CALCIUM CARBONATE	Mon	May 23, 2022	MORNING	PTS Pharmacy P9946 Winnie Robin	Mon	May 23, 2022	NOON	PTS Pharmacy P9946 Winnie Robin	Mon	May 23, 2022	EVENING	PTS Pharmacy P9946 Winnie Robin	Mon	May 23, 2022	BEDTIME

Print weekly and/or as required

- Criteria:**
- Start Date
 - Patient
 - Group

Why use this report?

Use this report to generate formats for multi-dose perforated compliance cards such as:

- Dispill 8.5"x10"
- Dispill 8.5"x11"
- Ecolo 8.5"x11.5"x14"
- Ecolo 8.5"x11.5"x16"
- FlexRx Light 8.5"x11.5"
- FlexRx 8.5"x14"
- Jones 8.5"x14"

Select Packagers if you wish to generate the report with prescriptions assigned to them.

COMPLIANCE BLISTER PACKAGING CRITERIA

Compliance Blister Packaging ⓘ Help

Criteria

Start Date: 4/28/2025 📅

Patient: 📄

Group: 📄

Begin Fill Date: 📅

End Fill Date: 📅

Use All Active Blister Medications

Extended

Display drug name as:

Report Type:

Compliance Period:

7 Day

14 Day

21 Day

28 Day

Report Size:

Drug Strength on Blisters

Packagers:

No Packagers Assigned

PACMED

SynMed File - SynMed File

PACMED - Hosting

Set Defaults ✓ Reset Defaults

Sort Options

No Sort Options Available

- **Start Date** - the first date in the report period, and the date the patient will start the compliance pack.
- **Patient** - provides the option to generate the report for the specified patient.
- **Group** - provides the option to generate this report for a specific Group.
- **Begin Fill Dt and End Fill Dt** - prescriptions filled or with a Start Date within this date range will be included on the report.
- **Use All Active Blister Medications** - includes all active Compliance Pack prescriptions that are the most recent fill in the audit history. If this is selected, a Begin Fill Date and End Fill Date cannot be chosen.
- **Display Drug Name As** - determines how the drug name appears on the report.
- **Report Size** - formats the report for the specified multi-dose perforated compliance card.
- **Compliance Period** - determines the length of the reporting period and how many labels will print. This must match the days supply that was billed.
- **Packagers** - generates the report for prescriptions assigned to the specified packagers.
- **Drug Strength on Blisters** - prints the drug strength on each blister.

COMPLIANCE DOSETT GRID

This report provides a list of a patient's Compliance Pack prescriptions and uses a grid format to display the dosages for each prescription. For a prescription to appear on the report, it must be flagged as Compliance Pack in Rx Detail, and must be active with a Complete, Amend, Amend Next, Hold, or Cancelled status. The patient must also be active and flagged as Compliance Pack in the Patient Folder Programs tab.

(Qty) Drug Description Instructions		Doctor	Strngth	Form	Mfr	Rx#	DIN	Rep	Morni	Noon	Eve	Bed
Winnie Robin Page 1 of 1 (Week 1 of 4) PTS Pharmacy P9946 100 Hunny Lane, Markham, Ontario M1X4T8 (416) 400-1001 2300 Meadowvale Blvd., Mississauga, ON L5N 5P9 Apr 27, 2022 to May 03, 2022 KEEP OUT OF REACH OF CHILDREN (800) 387-0093												
(7.00) ATORVASTATIN, ATORVASTATIN-10 wht-off/wht ovl bonvx APO 1A10 Dr. Charles Johnson Apr 27, 2022 10MG TAB SIV 503612 2411350 11 TAKE 1 TABLET DAILY JS												
(7.00) CALCIUM, CALCIUM CARBONATE TAKE 1 TABLET DAILY WITH MEALS Dr. Charles Johnson Apr 27, 2022 500MG TAB VTA 503610 640360 11 JS												
(14.00) METFORMIN, ACT-METFORMIN wht rmd bonvx frm-cotd MF Dr. Charles Johnson Apr 27, 2022 500MG TAB ACT 503609 2257726 11 JS TAKE 1 TABLET TWICE DAILY												
(7.00) RAMIPRIL, RAMIPRIL wht/red oblg APO 5 Dr. Charles Johnson Apr 27, 2022 5MG CAP SIV 503611 2287935 11 JS TAKE 1 CAPSULE DAILY												

(Qty) Drug Description Instructions		Doctor	Strngth	Form	Mfr	Rx#	DIN	Rep	Morni	Noon	Eve	Bed
Winnie Robin Page 1 of 1 (Week 4 of 4) PTS Pharmacy P9946 100 Hunny Lane, Markham, Ontario M1X4T8 (416) 400-1001 2300 Meadowvale Blvd., Mississauga, ON L5N 5P9 May 18, 2022 to May 24, 2022 KEEP OUT OF REACH OF CHILDREN (800) 387-0093												
(7.00) ATORVASTATIN, ATORVASTATIN-10 wht-off/wht ovl bonvx APO 1A10 Dr. Charles Johnson Apr 27, 2022 10MG TAB SIV 503612 2411350 11 TAKE 1 TABLET DAILY JS												
(7.00) CALCIUM, CALCIUM CARBONATE TAKE 1 TABLET DAILY WITH MEALS Dr. Charles Johnson Apr 27, 2022 500MG TAB VTA 503610 640360 11 JS												
(14.00) METFORMIN, ACT-METFORMIN wht rmd bonvx frm-cotd MF Dr. Charles Johnson Apr 27, 2022 500MG TAB ACT 503609 2257726 11 JS TAKE 1 TABLET TWICE DAILY												
(7.00) RAMIPRIL, RAMIPRIL wht/red oblg APO 5 Dr. Charles Johnson Apr 27, 2022 5MG CAP SIV 503611 2287935 11 JS TAKE 1 CAPSULE DAILY												

Print weekly and/or as required

- Criteria:**
- Start Date
 - Patient
 - Group

(Qty) Drug Description Instructions		Doctor	Strngth	Form	Mfr	Rx#	DIN	Rep	Morni	Noon	Eve	Bed
Winnie Robin Page 1 of 1 (Week 2 of 4) PTS Pharmacy P9946 100 Hunny Lane, Markham, Ontario M1X4T8 (416) 400-1001 2300 Meadowvale Blvd., Mississauga, ON L5N 5P9 May 04, 2022 to May 10, 2022 KEEP OUT OF REACH OF CHILDREN (800) 387-0093												
(7.00) ATORVASTATIN, ATORVASTATIN-10 wht-off/wht ovl bonvx APO 1A10 Dr. Charles Johnson Apr 27, 2022 10MG TAB SIV 503612 2411350 11 TAKE 1 TABLET DAILY JS												
(7.00) CALCIUM, CALCIUM CARBONATE TAKE 1 TABLET DAILY WITH MEALS Dr. Charles Johnson Apr 27, 2022 500MG TAB VTA 503610 640360 11 JS												
(14.00) METFORMIN, ACT-METFORMIN wht rmd bonvx frm-cotd MF Dr. Charles Johnson Apr 27, 2022 500MG TAB ACT 503609 2257726 11 JS TAKE 1 TABLET TWICE DAILY												
(7.00) RAMIPRIL, RAMIPRIL wht/red oblg APO 5 Dr. Charles Johnson Apr 27, 2022 5MG CAP SIV 503611 2287935 11 JS TAKE 1 CAPSULE DAILY												

Why use this report?

Use this report to print 6 grids on 7x14cm adhesive Compliance labels.

A maximum of four prescriptions can fit in a grid.

(Qty) Drug Description Instructions		Doctor	Strngth	Form	Mfr	Rx#	DIN	Rep	Morni	Noon	Eve	Bed
Winnie Robin Page 1 of 1 (Week 3 of 4) PTS Pharmacy P9946 100 Hunny Lane, Markham, Ontario M1X4T8 (416) 400-1001 2300 Meadowvale Blvd., Mississauga, ON L5N 5P9 May 11, 2022 to May 17, 2022 KEEP OUT OF REACH OF CHILDREN (800) 387-0093												
(7.00) ATORVASTATIN, ATORVASTATIN-10 wht-off/wht ovl bonvx APO 1A10 Dr. Charles Johnson Apr 27, 2022 10MG TAB SIV 503612 2411350 11 TAKE 1 TABLET DAILY JS												
(7.00) CALCIUM, CALCIUM CARBONATE TAKE 1 TABLET DAILY WITH MEALS Dr. Charles Johnson Apr 27, 2022 500MG TAB VTA 503610 640360 11 JS												
(14.00) METFORMIN, ACT-METFORMIN wht rmd bonvx frm-cotd MF Dr. Charles Johnson Apr 27, 2022 500MG TAB ACT 503609 2257726 11 JS TAKE 1 TABLET TWICE DAILY												
(7.00) RAMIPRIL, RAMIPRIL wht/red oblg APO 5 Dr. Charles Johnson Apr 27, 2022 5MG CAP SIV 503611 2287935 11 JS TAKE 1 CAPSULE DAILY												

COMPLIANCE DOSETT GRID CRITERIA

Criteria

Start Date: 4/22/2025

Patient:

Group:

Cycle:

Wing:

Area:

Floor:

Copies: 1

Extended

Number of Weeks:

Print One Patient per Page

Group By: None

Choose the Label Position where you would like the report to begin:

Label #1

Label #2

Label #3

Label #4

Label #5

Label #6

Packagers:

No Packagers Assigned

PACMED

SynMed File - SynMed File

PACMED - Hosting

PacMed

Sort Options

Patient Name, Drug Name

Patient Name, Fill Date

Patient Name, Rx#

Set Defaults Reset Defaults

PREVIEW PRINT PRINTER


- **Start Date** - the first date in the report period, and the date the patient will start the compliance pack.
- **Patient** - provides the option to generate the report for the specified Patient.
- **Group** - provides the option to generate this report for a specific Group.
- **Cycle/Wing/Area/Floor** - generates the report for patients on the specified cycle, wing, area, or floor as entered in the Group Folder Patients tab.
- **Copies** - dictates how many copies of the report are generated, up to a maximum of 9.
- **# of Weeks** - generates the report for the specified number of weeks. Each label is assigned to a week and displays the week number, and the Rx Qty for each prescription is divided by the number of weeks entered.
- **Print One Patient per Page** - separates patients in a group onto different pages of the report.
- **Packagers** - generates the report for prescriptions assigned to the specified, active packagers in your pharmacy.

COMPLIANCE PREPARATION LOG

This report can be used to document the preparation and checking of compliance packs. Each report is date and time stamped and can be batch scanned into the Attachments tab of the Patient Folder.

Winnie Robin		Page 1 of 1 (Week 1 of 4)		PTS Pharmacy P9946 2300 Meadowvale Blvd., Mississauga, ON L5N 5P9 Phone: (800) 387-6093 Fax: (800) 387-6093		Package Start Date: May 04, 2022						
Generic Name/Strength Description	MFR Form Prescriber	DIN	Daily Dosing				Instructions	Qty RX#	Rep Fill Date	Lot #	Exp Date	
			Morn	Noon	Eve	Bed						
ACETAMINOPHEN 500MG	WAM TAB Dr. Charles Johnson	507003	2	2	2	2	TAKE 2 TABLETS EVERY 4-6 HOURS WHEN REQUIRED	56.00 503617	5 02-May-22			
ATORVASTATIN 10MG <i>wht-off/wht ovl bcnvx APO 1A10</i>	SIV TAB Dr. Charles Johnson	2411350	1				TAKE 1 TABLET DAILY	7.00 503612	11 27-Apr-22			
CALCIUM 500MG	VTA TAB Dr. Charles Johnson	640360	1				TAKE 1 TABLET DAILY WITH MEALS	7.00 503610	11 27-Apr-22			
METFORMIN 500MG <i>wht rnd bcnvx flm-cotd MF</i>	ACT TAB Dr. Charles Johnson	2257726	1		1		TAKE 1 TABLET TWICE DAILY	14.00 503609	11 27-Apr-22			
RAMPISRL 5MG <i>wht/red oblg APO 5</i>	SIV CAP Dr. Charles Johnson	2287935	1				TAKE 1 CAPSULE DAILY	7.00 503611	11 27-Apr-22			
Total number of drugs			Number of Pills				Weeks/Packs	Prepared By	Checked By	Pharmacist Signature		
5			6	2	3	2						
Change History												
Date	Change Details										Prescriber	Initial

Compliance Preparation Log
Printed: May 04, 2022 04:13 PM



Print when required

Criteria:

- Start Date
- Patient or Group

Why use this report?

This report can be used to track lot and expiry of each medication in the prepared blister, help with preparation, and review changes made to a compliance pack.

What to look for:


- The Number of Pills section identifies the total number of expected pills in each pastime slot.
- The Change History section can be used to denote any changes to the pack and the prescriber who ordered the changes.

COMPLIANCE PREPARATION LOG CRITERIA

Propel Rx Reports : Compliance Preparation Log

Criteria Sort Options

Basic


Start Date: Apr 04, 2025 

Patient:

Group:

Cycle: Wing:

Area: Floor:

Copies: 1 

Extended

of Weeks:

Packagers:

No Packagers Assigned

PACMED

SynMed File - SynMed File

PACMED - Hosting

PacMed

Search Set Defaults Reset Defaults Reprint Barcode

- **Start Date** - the first date to be included in the report.
- **Patient** - generates the report for the specified patient.
- **Group** - provides the option to print this report for a specific Group.
- **Cycle/Wing/Area/Floor** - generates the report for the patients in the specified cycle, wing, area, or floor as entered in the Group Folder Patients tab.
- **Copies** - indicates how many copies of the report to generate. Up to 9 copies can be entered.
- **Packagers** - select the box of any packagers whose prescriptions you wish to include in the report.

DRUG RECORD BOOK

This report lists prescriptions for a patient or group of patients that were filled over a date range. The report includes prescriptions with a Complete, Cancelled, Hold, Amend, or Amend Next status.

Drug Record Book : Non-Narcotic											
PTS Pharmacy P9946 2300 Meadowvale Blvd. Mississauga, Ontario L5N 5P9						Date: May 09, 2022		Report Period: May 09, 2022 to May 09, 2022			
Patient: ROBIN, WINNIE Address: 100 Hunny Lane Markham, Ontario M1X4T8 (416) 400-1001						Facility: HUNNY Address: 100 Woodlands Blvd Mississauga Ontario M2P5N7 (416) 111-2222					
PHN:	111222333	Gender:	M	DOB:	Jan 01, 1953	Area:	1	Wing:	3		
Date	Rx #	Auth	Rx#	Patient	Pack	Size	User	Group	Rx	Status	
Quantity	DIN	Drug									
Instructions	Fill Type	QA	QD	DS	Rep	Last F	TP	ViW	Rx	Calendar	Patter
Pricing					Bill	TP	PAid			Rx	Admin
Doctor Information											
May 09, 2022	503626	503603	Robin, Winnie						100.00	TT	A - ACTIVE REGULAR MEDS
28.00	2287935	RAMPRIIL,RAMPRIIL 0MG	CAPSULE(SIV)								Central Fill Rx
TAKE 1 CAPSULE DAILY											
Refill	360.00	84.00	28	9	May 05, 2022 W						Daily
Cost:	\$14.85	Fee:	\$11.99	Total:	\$26.84	CA	\$26.84				Mon (1)
Johnson, Charles [12430] 2300 Meadowvale Blvd. Mississauga ON L5N 5P9 (800) 387-6093											
May 09, 2022	503627	503604	Robin, Winnie						250.00	TT	A - ACTIVE REGULAR MEDS
28.00	640360	CALCIUM,CALCIUM CARBONATE 500MG TABLET(VTA)									Central Fill Rx
TAKE 1 TABLET DAILY WITH MEALS											
Refill	360.00	56.00	28	10	May 05, 2022 W						Daily
Cost:	\$13.23	Fee:	\$11.99	Total:	\$25.22	CA	\$25.22				Mon (1)
Johnson, Charles [12430] 2300 Meadowvale Blvd. Mississauga ON L5N 5P9 (800) 387-6093											
May 09, 2022	503628	503628	Robin, Winnie						90.00	TT	A - ACTIVE REGULAR MEDS
28.00	2411350	ATORVASTATIN,ATORVASTATIN-10 10MG	TABLET(SIV)								Central Fill Rx
TAKE 1 TABLET DAILY											
ReAuth	360.00	28.00	28	11	May 05, 2022 W						Daily
Cost:	\$22.98	Fee:	\$11.99	Total:	\$34.97	CA	\$34.97				Mon (1)
Johnson, Charles [12430] 2300 Meadowvale Blvd. Mississauga ON L5N 5P9 (800) 387-6093											
May 09, 2022	503629	503629	Robin, Winnie						100.00	TT	A - ACTIVE REGULAR MEDS
58.00	2257226	METFORMIN,ACT-METFORMIN 500MG	TABLET(ACT)								Central Fill Rx
TAKE 1 TABLET TWICE DAILY											
New	720.00	0.00	28	12							Daily
Cost:	\$20.06	Fee:	\$11.99	Total:	\$32.05	CA	\$32.05	W			Mon (1) Eve (1)
Johnson, Charles [12430] 2300 Meadowvale Blvd. Mississauga ON L5N 5P9 (800) 387-6093											

Print weekly and/or as required

- Criteria:**
- Start and End Dates
 - Patient
 - Group

Why use this report?

Use this report to sign off on the Clinical Review for prescriptions, instead of printing individual hardcopies or half label sets.

Two versions of the report can be generated:

- Pharmacy Copy: can be used as the legal file copy for the prescriptions. Barcodes are included in the report for batch scanning and scanning at the POS till.
- Facility Copy: can be provided to a Long-Term Care facility.

- What to look for:**
- Barcode at the top of the report allows for batch scanning the prescription into Propel Rx.
 - For Rx/POS Integrated stores, POS Barcode at the bottom of the report allows for scanning at the Propel POS till.
 - Group Rx Statuses A, C, D, I, O, P, W, X, and Z are included on the report.

DRUG RECORD BOOK CRITERIA

- **Start Date** and **End Date** – generates the report for prescriptions filled within the specified date range.
- **Patient** – provides the option to generate the report for the specified Patient.
- **Group** – provides the option to generate this report for a specific Group.
- **Area/Floor/Wing** – generates the report for patients on the specified area, floor, or wing as entered in the Group Folder Patients tab.
- **Batch ID** – generates the report for the specified batch. The Batch ID is displayed in Batch Manager.
- **Copies** – dictates how many copies of the report are generated, up to a maximum of 9.
- **Rx Type:**
 - **Non-Narcotic:** Includes all regular prescriptions filled during the report period. This is the default option.
 - **Narcotic:** Includes all narcotic prescriptions filled during the report period.
- **Report Type:**
 - **Facility Copy:** Generates a report that can be provided to a Long-Term Care facility.
 - **Pharmacy Copy:** Generates a legal file copy for prescriptions.
- **Print One Patient per Page** – separates patients in a group onto different pages of the report.

MAR COMPLETE BY DOSAGE CRITERIA

Propel Rx Reports : MAR

Criteria Sort Options

Basic

Start Date: Jul 01, 2025

Patient:

Doctor:

Group:

Cycle: Wing:

Area: Floor:

Copies: 1 Collate:

NOTE: For retail patients, only enter a patient or a group as criteria.
Sort options will not be available

Extended

Report Type
MAR Complete by Dosage

Additional:

Tall MaN Drug Name

English Only

Search Set Defaults Reset Defaults Reprint Barcode



Previous Next Print Preview Request Schedule Printer

Reports
Log Off
Help
Minimize
About
Exit

- **Start Date** – generates the report for prescriptions filled within the specified date range.
- **Patient** – provides the option to generate the report for the specified Patient.
- **Doctor** – provides the option to generate this report for a specific prescriber.
- **Group** – provides the option to generate this report for a specific Group.
- **Cycle/Area/Floor/Wing** – generates the report for patients on the specified cycle, area, floor, or wing as entered in the Group Folder > Patients tab.
- **Copies** – dictates how many copies of the report are generated, up to a maximum of 9.
- **Collate** – when selected, each copy of the report prints in its entirety before the next copy prints. This option can be selected if copies are greater than 1.
- **Extended:**
 - **Tall MaN Drug Name:** prints the generic drug name in Tall Man. This is not available if the drug name used in the prescription is set to Trade and Innovator or Trade.
 - **English Only:** allows prescription instructions to print in English instead of the language set in Rx Detail.

PATIENT OFFICIAL RECEIPT

This report lists all prescriptions that were filled for a patient and their dollar values over a specified time period. This report is a duplicate of the Official Prescription Receipt.

Official Receipt				Date: Feb 14, 2025
QAAZPIAGBC01				** DUPLICATE **
Eef-f1aa Ecf1ea F1f1f1.				
Kamloops, British Columbia V4Z 1R9				Report Period: Jan 01, 2024 to Dec 31, 2024
TRXXONE W LGPROFILEONE				
3335 BRIDE VISTA, 0009735351644, BORROWDALE, British Columbia V1V 1V1 (999) 999-9999				
Dec 27, 2024	Rx# 7580133	DIN 2370921	LINAGLIPTIN; TRAJENTA 5MG TABLET (BOE)	
Qty: 90.00	DS: 90	Dr. LAUREATE L ABAFT		
Plan Paid: PNET \$0.00	Patient Paid: \$259.84			
Special Auth#				
Dec 27, 2024	Rx# 7580135	DIN 2385341	METFORMIN; METFORMIN FC 500MG TABLET (SIV)	
Qty: 180.00	DS: 90	Dr. LAUREATE L ABAFT		
Plan Paid: PNET \$0.00	Patient Paid: \$27.41			
Special Auth#				
Totals for January 01, 2024 to December 31, 2024:				
PC Plan Paid		\$0.00		
Patient Paid		\$287.25		
Total		\$287.25		

Print when required

Criteria:

- Start and End Dates
- Patient
- Group

Why use this report?

Create a summarized page, omitting private health and medication information to allow the patient to provide the report to their accountant for tax purposes.

What to look for:

- Print the POS Barcodes and use this report to scan compliance prescriptions at the till instead of printing individual receipts.

PATIENT OFFICIAL RECEIPT

Criteria

Start Date: 1/1/2024 End Date: 12/31/2024

Patient: [Text Field]

Drug: [Text Field]

Third Party: [Text Field]

Group: [Text Field]

Batch ID: [Text Field]

Sort Options

- Fill Date
- Doctor
- Drug Name
- Rx#

Extended

Display drug name as: B - Generic & Trade

- Include Patient Paid Zero
- Show Cost/Fee/Total
- Show Disclaimer
- Hide Duplicate in Report Header
- Summary Page Only
- Exclude NC from Patient Paid
- Print POS barcodes

Set Defaults Reset Defaults

Extended

- **Include Patient Paid Zero** - includes prescriptions where the full price was covered by the Third Parties, and nothing was billed to the patient (i.e. Patient Paid = \$0.00).
- **Show Cost/Fee/Total** - displays the Cost (including Markup), Fee, and Total for each prescription.
- **Show Disclaimer** - prints "The total Paid amount shown above may not be the final price indicative of what the patient has paid; it does not include direct reimbursement payments from insurance carriers."
- **Hide DUPLICATE in Report Header** - does not display "DUPLICATE" in the report's title. This can be given to an accountant for tax purposes.
- **Summary Page Only** - generates the totals for the report period with one page allocated per patient.
- **Exclude NC from Patient Paid** - separates Nursing Charges from the Patient Paid amount, providing individual totals for Nursing Charges and cash amounts.
- **Print POS Barcodes** - generates one prescription barcode per prescription on the report. These barcodes can be scanned at the till to auto-populate the price. Note, these barcodes are not intended for Batch Scanning.

Criteria

- **Start Date** - the first date to be included in the report.
- **End Date** - the last date to be included in this report.
- **Patient** - provides the option to generate this report for a specific patient.
- **Drug** - provides the option to generate this report for a specific DIN.
- **Third Party** - provides the option to print report for a specific Third Party plan.
- **Group** - provides the option to print this report for a specific Group.

PATIENT LIST

This report provides a list of patients who have had prescriptions filled during the reporting period specified. For pharmacies using the Medication Review module, it can also be leveraged to identify any patients eligible for a Medication Review.

Print when required

Patient List								
PTS Pharmacy 2300 Meadowvale Blvd. Mississauga, Ontario L5N 5P9						Date: Feb 23, 2022		
What to look for:								
Sorted By: Patient Name								
Patient		Third Party				Rx		
Address Phone #	PHN Gender, Age Birth Date	Plan Carrier ID Cardholder	Group ID	Client ID Relationship	Code	Last Rx Date	Patient Eligibility	
<i>Mr. Bear, Christopher</i> 100 Acre Woods MARKHAM, Ontario M1W4P2 (416) 745-3286	123458889 M, 31 Jan 01, 1991	AS 12 Bear CA	555412	111229980301 Card Holder		Sep 25, 2021	Diabetes	
<i>Mrs. Ham, Margaret</i> 123 Blue Jay Blvd. MARKHAM, Ontario M1W5X1 (416) 222-1235	123456789 F, 32 Mar 23, 1989	EP 16 Ham CA	222222	98522123 Card Holder		Aug 20, 2021	Annual	

- Criteria:**
- Patient
 - Prescriber
 - Drug or DIN

- Why use this report?**
- Use this report to identify:
- Patients on specific medications for upcoming clinics.
 - Patients enrolled in specific programs, i.e., smoking cessation.
 - Patients who had a Medication Review or patient-focused service last year for follow-up.

PATIENT LIST CRITERIA

Propel Rx Reports : Patient List

Criteria Sort Options

Basic

Start Date: Feb 01, 2025 End Date: Feb 28, 2025

Patient:

Doctor:

Drug:

Third Party:

Condition:

Group:

Custom Class:

Therapeutic Class:

Patient Age: From To

Extended

Include:

Deceased Patients

Medication Review

Med Sync

diem health

PrescribeIT

For stores with the Medication Review Module, selecting this option generates a list of all patients who are eligible for a Medication Review.

Search Set Defaults Reset Defaults Reprint Barcode

- **Start Date** - the first date to be included in the report.
- **End Date** - the last date to be included in this report.
- **Patient** - provides the option to generate this report for a specific patient.
- **Doctor** - provides the option to generate this report for a specific prescriber.
- **Drug** - provides the option to generate this report for a specific DIN.
- **Third Party** - provides the option to print report for a specific Third Party plan.
- **Condition** - provides the option to generate this report for a specific condition.
- **Group** - provides the option to print this report for a specific Group.

OWE BALANCE REPORT

This report lists details of prescriptions that have outstanding owe amounts not provided to the patient, but identified in Propel Rx as dispensed.

Print daily

Prescription Owe Balance											Date: Aug 24, 2021	
Mississauga, Ontario L3R5V7												
DIN	Drug Name	Strength	Form	Pk Size	Item #	Rx #	Fill Date	Rx Quantity	Owe Qty	Inv #	Patient	Days Old
716650	BETADERM	0.1%	OIN	454.00	339234	M 7458945	May 14, 2021	0.00	60.00	1	London, April	102
									Total:	60.00	\$166.36	
2246820	SDZ-METFORMIN	500 mg	TAB	500.00	114681	7490731	May 28, 2021	0.00	4.00	1	Douglas, Mark	88
2391082	JAMP-ATORVASTATIN	80 mg	TAB	90.00	055262	7490733	May 28, 2021	0.00	30.00	1	Smith, Janis	88
									Total:	34.00	\$7.13	
2213192	ELTROXIN	0.05MG	TAB	500.00	963876	7490737	May 29, 2021	0.00	30.00	1	London, April	87
									Total:	30.00	\$1.03	
2310511	TARO-RAMIPRIL	2.5 mg	CAP	500.00	000836	7490742	Jun 08, 2021	0.00	25.00	1	London, April	77
									Total:	25.00	\$2.04	
2213206	ELTROXIN	0.1MG	TAB	500.00	963900	7490803	Jul 20, 2021	0.00	90.00	1	London, April	35
									Total:	90.00	\$3.80	
716626	BETADERM	0.1%	CRE	454.00	291484	7490854	Aug 10, 2021	0.00	90.00	1	Gray, Rhonda	14
									Total:	90.00	\$8.00	
2470675	PMS-PERINDOPRIL ERBUMINE	2 mg	TAB	500.00	126085	7490884	Aug 24, 2021	0.00	50.00	1	Johnson, Dwayne	0
									Total:	50.00	\$8.16	
										Inv#1 Total:	\$9,204.05	
										Grand Total:	\$9,204.05	
										Total # of Rx:	432	

Why use this report?

Schedule this report in Propel Rx to print daily, allowing staff to clear outstanding balances and review the report after reconciling Purchase Orders.

When outstanding balances are cleared daily, you can identify inventory issues (e.g., a drug that appears on the report, but is in stock). If not maintained, the report will become large and hard to manage.

What to look for:

- Do the Owe Balances remain within reasonable limits?
- Is Owe Qty too high or the number of Days Old too long?
- Are Owe Balances being managed daily?
- Are Purchase Orders being reconciled correctly and in a timely manner in Propel Rx? Are Owe Balances being reconciled properly?
- Have re-order points been adjusted for drugs with repeat balances owing?
- If there is a prescription on the Owe Balance report that is no longer required, it must be manually adjusted in the Drug Folder.

TRANSFER HISTORY

This report provides a list of prescriptions and patients transferred in to the pharmacy and those transferred out of the pharmacy for the reporting period selected.

Print when required

- Criteria:**
- Date Range
 - Detailed or Summary
 - Transfer Type

- What to look for:**
- Are prescriptions going to a local competitor?
 - If transfers in are low, are staff not recording the transfer-in information in the Extended tab?
 - Is there a gap in training affecting customer service being provided?
 - Are the prescriptions transferred from individuals or an entire family?
 - Determine if the loss of revenue is greater than the loss of patients.

Prescription Transfer Summary

Community Pharmacy (P9946) Date: Dec 09, 2022
 2300 Meadowvale Blvd.
 Mississauga, Ontario L5N 5P9 Report Period: May 01, 2020 to May 01, 2021

Pharmacy	Transfer In			Transfer Out			Balance	
	# Rx	% Rx	Rx \$	# Rx	% Rx	Rx \$	# Rx	Rx \$
123 Pharmacy #052	1	7.1 %	\$26.60	0	0.0 %	\$0.00	1	\$26.60
ABC Pharmacy	7	50.0 %	\$358.44	5	22.7 %	\$142.68	2	\$215.76

Prescription Transfer History

Community Pharmacy (P9946) Date: Dec 09, 2022
 2300 Meadowvale Blvd.
 Mississauga, Ontario L5N 5P9 Report Period: May 22, 2020 to May 22, 2020

TRANSFER IN

Date	Pharmacy	Patient Rx #	Drug	Qty Rep	Rx \$
May 22, 2020	ABC Pharmacy 123 Main st MARKHAM, Ontario (416) 123-4567	Smith, Alex 502044	NORVASC 5MG TAB AMLODIPINE (UPJ) DIN 878928	100.00 1	\$194.57
Total # Prescriptions Transferred In:		1	Total Rx \$ Transferred In:		194.57

TRANSFER OUT



Date	Pharmacy	Patient Rx #	Drug	Qty Rep	Rx \$
May 22, 2020	Well.ca Pharmacy 1168 A Dundas St W Toronto, Ontario M6J 1X4 (416) 534-2321	Smith, Alex 502043	ACCEL-CELECOXIB 100MG CAP CELECOXIB (ACC) DIN 2435632	10.00 0	\$15.46
Total # Prescriptions Transferred Out:		1	Total Rx \$ Transferred Out:		15.46


TRANSFER HISTORY CRITERIA

Transfer History ?

Help

Criteria

Start Date :  End Date : 

Patient : 

Other Pharmacy :

Extended

Report Type :


Detailed
 Summary

Transfer Type :

Both
 Transfer In
 Transfer Out

Sort Options

Patient
 Date
 Pharmacy

Set Defaults  Reset Defaults

- **Start Date** - the first date to be included in the report.
- **End Date** - the last date to be included in this report.
- **Patient** - provides the option to generate this report for a specific patient.
- **Other Pharmacy** - provides the option to generate this report for a specific pharmacy.
- **Report Type**
 - **Detailed**: provides details of each prescription transferred during the reporting period selected.
 - **Summary**: provides a summary by pharmacy of the number of prescriptions and total dollar amount transferred during the reporting period selected.
- **Transfer Type**
 - **Both**: includes prescriptions transferred-in and transferred-out during the reporting period.
 - **Transfer In** includes prescriptions transferred-in during the reporting period.
 - **Transfer Out** includes prescriptions transferred-out during the reporting period.

TIME ANALYSIS

This report identifies how many prescriptions are filled during specific time periods throughout the day.

Time Analysis Report		Date: Apr 28, 2025			
Community Pharmacy 2300 Meadowvale Blvd. Mississauga, Ontario L5N 5P9		Report Period: Feb 26, 2025 to Mar 31, 2025			
Days: All Days Graph: Total Prescriptions		Days: All Days Graph: New & Refill & ReAuth Breakdown			
Time	Total	Time	New	Refill	ReAuth
8:30am	10	8:30am		10	
9:30am	2	9:30am	1	1	
10:00am	5	10:00am	3	1	1
10:30am	6	10:30am		6	
11:00am	2	11:00am	1	1	
11:30am	7	11:30am	1	6	
12:00pm	6	12:00pm	6		
12:30pm	9	12:30pm		8	1
1:00pm	1	1:00pm		1	
2:00pm	6	2:00pm	5	1	
2:30pm	5	2:30pm	4	1	
3:00pm	2	3:00pm	1	1	
4:00pm	3	4:00pm	2	1	
4:30pm	4	4:30pm	1	3	
5:00pm	1	5:00pm		1	
5:30pm	1	5:30pm	1		
6:00pm	1	6:00pm	1		
6:30pm	1				

Print daily and/or weekly

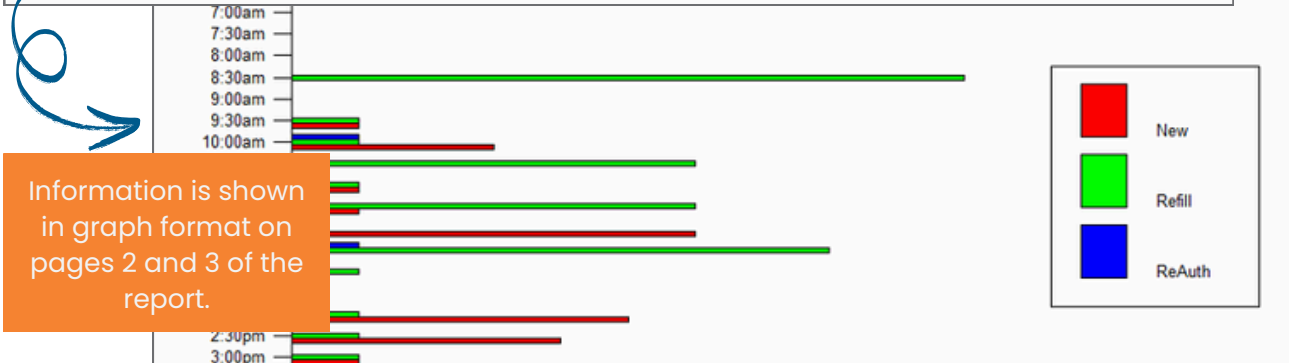
Criteria:

- Date Range
- Days of the week

Why use this report?

Use this report to identify potential shift adjustments. Compare busy times against your work schedule in the pharmacy to identify quieter times to complete tasks such as creating compliance packages and other patient-focused services.

Information in the reports is shown in graph form on the latter pages in the report.



TIME ANALYSIS CRITERIA

Propel Rx Reports : Time Analysis

Criteria **Advanced**

Basic

Start Date: Feb 01, 2025 End Date: Feb 28, 2025

Third Party:

Group:

Extended

Reprint Barcode

- **Start Date** - the first date to be included in the report.
- **End Date** - the last date to be included in this report.
- **Third Party** - provides the option to generate report for a specific Third Party plan.

WAITING FOR PICKUP & DELIVERY

This report lists all prescriptions with a Workflow status of Waiting for Pickup and/or Waiting for Delivery.

Waiting for Pickup & Delivery Report													
Rexall 111 Wellington St Ottawa, Ontario K1A0A9										Date: Jun 10, 2022			
Fill Date	Rx#	Patient	Drug	Qty	Disp	Bill Code	Rx Cost	Fee	Total	Third Party	Cash	Waived	Days D In P Bin
Jun 08, 2022	2565080	Douglas, Jane	TEVA-LENOLTEC NO.3 300/30/	56.00	24.00	owe amt	0.00	0.00	0.00	0.00	0.00	0.00	P 2
Jun 08, 2022	2565080	Douglas, Jane	TEVA-LENOLTEC NO.3 300/30/	56.00	8.00*	CA	2.93	11.99	19.86	0.00	19.86	0.00	P 2
Jun 08, 2022	7491006	Douglas, Jane	APO-SIMVASTATIN 20 mg TAB	90.00	7.00*	CA	22.51	11.99	50.79	0.00	50.79	0.00	P 2
Jun 10, 2022	2565080	Douglas, Jane	TEVA-LENOLTEC NO.3 300/30/	56.00	24.00	owe amt	0.00	0.00	0.00	0.00	0.00	0.00	P
Jun 10, 2022	7491006	Douglas, Jane	APO-SIMVASTATIN 20 mg TAB	90.00	83.00	owe amt	0.00	0.00	0.00	0.00	0.00	0.00	P
Jun 10, 2022	7491026	Douglas, Jane	ELTROXIN 0.1MG TAB	90.00	30.00*	CA	3.80	11.99	20.19	0.00	20.19	0.00	P
Totals					29.24	35.97	90.84	0.00	90.84	0.00	0.00		
Total # Prescriptions Waiting for Delivery:				0	Total \$ Value Waiting for Delivery:			\$0.00	Total Acq Cost \$ Value Waiting for Delivery:			\$0.00	
Total # Prescriptions Waiting for Pickup:				6	Total \$ Value Waiting for Pickup:			\$90.84	Total Acq Cost \$ Value Waiting for Pickup:			\$29.24	
Total # Prescriptions Owe Amounts:				3									
Total # Prescriptions:				6	Total \$ Value:			\$90.84	Total Acq Cost \$ Value:			\$29.24	

Print weekly and/or as required

Criteria:

- # Days in Bin
- Summary or Detailed
- Include Workflow Status

Why use this report?

You can use this report to monitor prescriptions in the Will Call bin and identify those that can be reversed because they have not been picked up.

What to look for:


- This report can be generated for all prescriptions with the applicable Workflow statuses or for prescriptions that have been in the Will Call bin for a specified number of days
- If Digital Owe is ON, Owe Balances will appear on the report separate from the initial fill.
- Filter for 'Bill Code equals owe amt' to isolate Owe Balances.


WAITING FOR PICKUP & DELIVERY CRITERIA

Waiting for Pickup & Delivery ⓘ

Help

Criteria

Patient: 

Drug: 

Third Party:

Extended

Days in Bin:

Report Type:

Summary

Detailed

Include Workflow Status:

All

Waiting For Delivery

Waiting For Pickup

Sort Options

Days in Bin

Patient

Total Rx \$

Set Defaults Reset Defaults

- **Patient** - provides the option to generate this report for a specific patient.
- **Drug** - provides the option to generate this report for a specific DIN.
- **Third Party** - provides the option to print report for a specific Third Party plan.